

## DAMEN STAN PONTOON® B11 RANGE

### GENERAL

TYPICAL APPLICATIONS  
TYPICAL AREA OF  
OPERATION  
CLASSIFICATION

Deck Cargo, RoRo Cargo  
Deep sea, Coastal waters, Harbours,  
Inland waters  
Lloyd's Register + 100 AT Pontoon  
IWS for non-propelled and  
unmanned vessels

### DIMENSIONS

LENGTH MOULDED  
BEAM MOULDED  
DEPTH MOULDED  
DRAUGHT MAX  
FREE DECK SPACE  
DEADWEIGHT MAX

	SPo3011	SPo4111	SPo5211	
LENGTH MOULDED	30,00	40,80	51,60	m
BEAM MOULDED	11,40	11,40	11,40	m
DEPTH MOULDED	2,50	2,50	2,50	m
DRAUGHT MAX	1,98	1,95	1,93	m
FREE DECK SPACE	340	463	585	m <sup>2</sup>
DEADWEIGHT MAX	475	665	850	ton

### CAPACITIES

DECK LOAD  
DECK THICKNESS  
VOID SPACES

10 ton/m<sup>2</sup>  
11 mm extra heavy deck  
Type SPo3011: 8 pcs. : 815 m<sup>3</sup>  
Type SPo4111: 10 pcs. : 1.105 m<sup>3</sup>  
Type SPo5211: 12 pcs. : 1.400 m<sup>3</sup>

### DESIGN CONDITIONS

SEA WATER TEMPERATURE 0° to +35° C  
OUTSIDE AIR TEMPERATURE -5° to +45° C

### STANDARD EXECUTION

TOWING BRACKETS

One on PS and one on SB at foredeck  
6 pcs. standard, insert plates at every section  
At fore and aft on PS and SB every 20 cm  
2 on SB and 2 on PS in recesses of the hull  
Zinc anodes on underwater part of the hull  
Flush bolted manholes

BOLLARDS

DRAUGHT MARKS

BOARDING LADDERS

CATHODIC PROTECTION

MANHOLES

EMERGENCY TOWING

RAMP RECESS

Flush mounted towing pin in the bow  
RoRo ramp recess at bow (5 x 1.5m) and stern  
(5 x 1.5m)

SPUD POLE FOUNDATIONS

Four spud pole foundations in the hull  
covered with welded steel plates

LIFTING EYES

Four lifting eyes flush with main deck and  
covered with bolted steel plates to lift the  
pontoon

### OPTIONAL EQUIPMENT (PLUG AND PLAY)

FENDERING

Tyre fender system

TOWING ARRANGEMENT

Chains and towing bridle

EMERGENCY TOWING

Emergency towing wire with buoy

NAVIGATION LIGHTING

Navigation lights according to the standard  
for international towage

ANTI-FOULING

Anti-fouling paint system

RAILING

Removable stanchions with wire guard rails

RAMP PANELS

1.5 meter width and 12 meter length

SPUD POLES

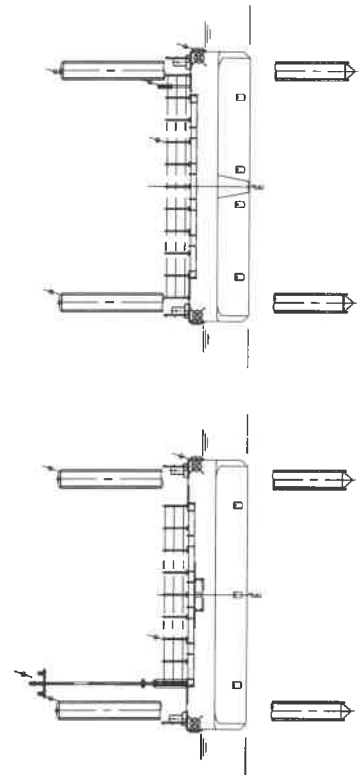
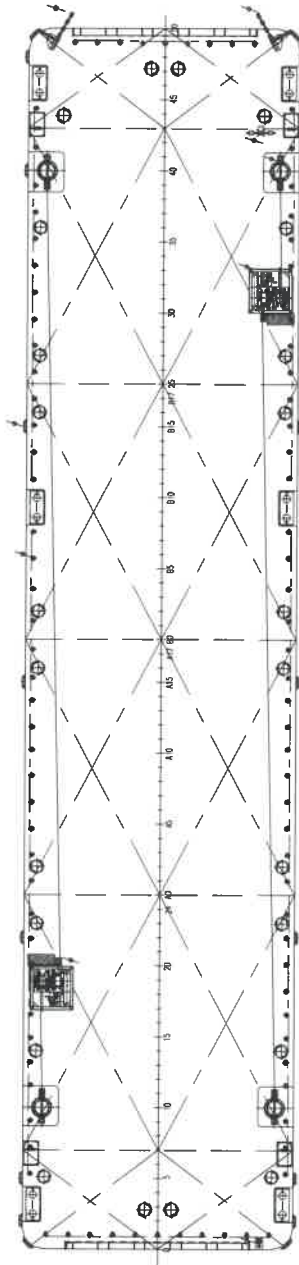
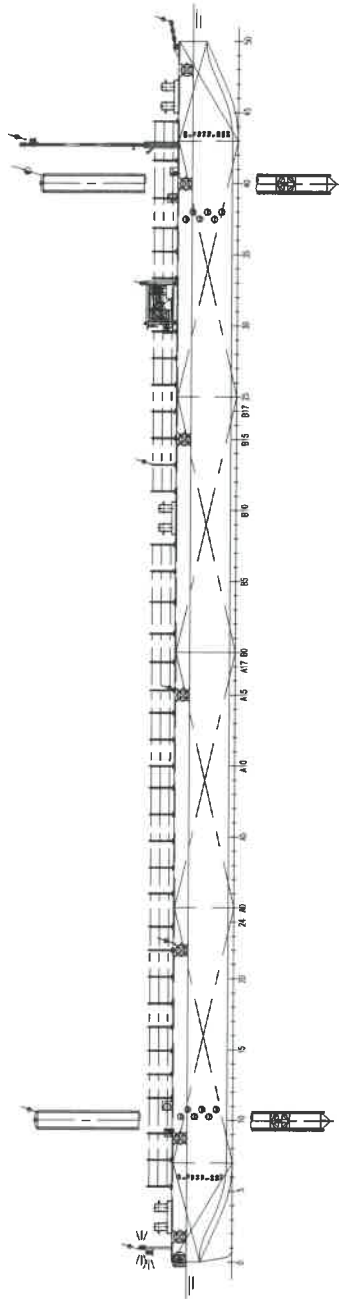
1 – 4 pieces

SPUD WINCHES

2 diesel driven double drum spud winches to  
operate 4 spud poles

\* Mentioned deadweight is calculated and excluding optional equipment

\* Picture shows an Artist Impression of a Stan Pontoon B11 with full option package



# DAMEN STAN PONTOON® B11 RANGE

**DAMEN**

DAMEN SHIPYARDS GORINCHEM

Member of the DAMEN SHIPYARDS GROUP



Industrieterrein Avelingen West 20  
4202 MS Gorinchem

P.O. Box 1  
4200 AA Gorinchem  
The Netherlands

phone +31 (0)183 63 99 11  
fax +31 (0)183 63 21 89

info@damen.nl  
www.damen.nl

© No part of the leaflet may be reproduced in any form, by print, photo print, microfilm, or any other means, without written permission from Damen Shipyards Gorinchem

02-2014